On the Frontlines of the Climate Emergency: Large Ocean States/Small Islands

REGIONAL PACIFIC NDC HUB

Water and NDCs : status, and opportunities in water adaptation – PICs

Pacific Island Countries

REGIONAL PACIFIC NDC HUB

Water and NDCs – Rationale

- approximately 50% of Pacific population live without access to basic drinking water facilities.
- impacted by the water-related extreme events - disasters and climate change including floods and drought.

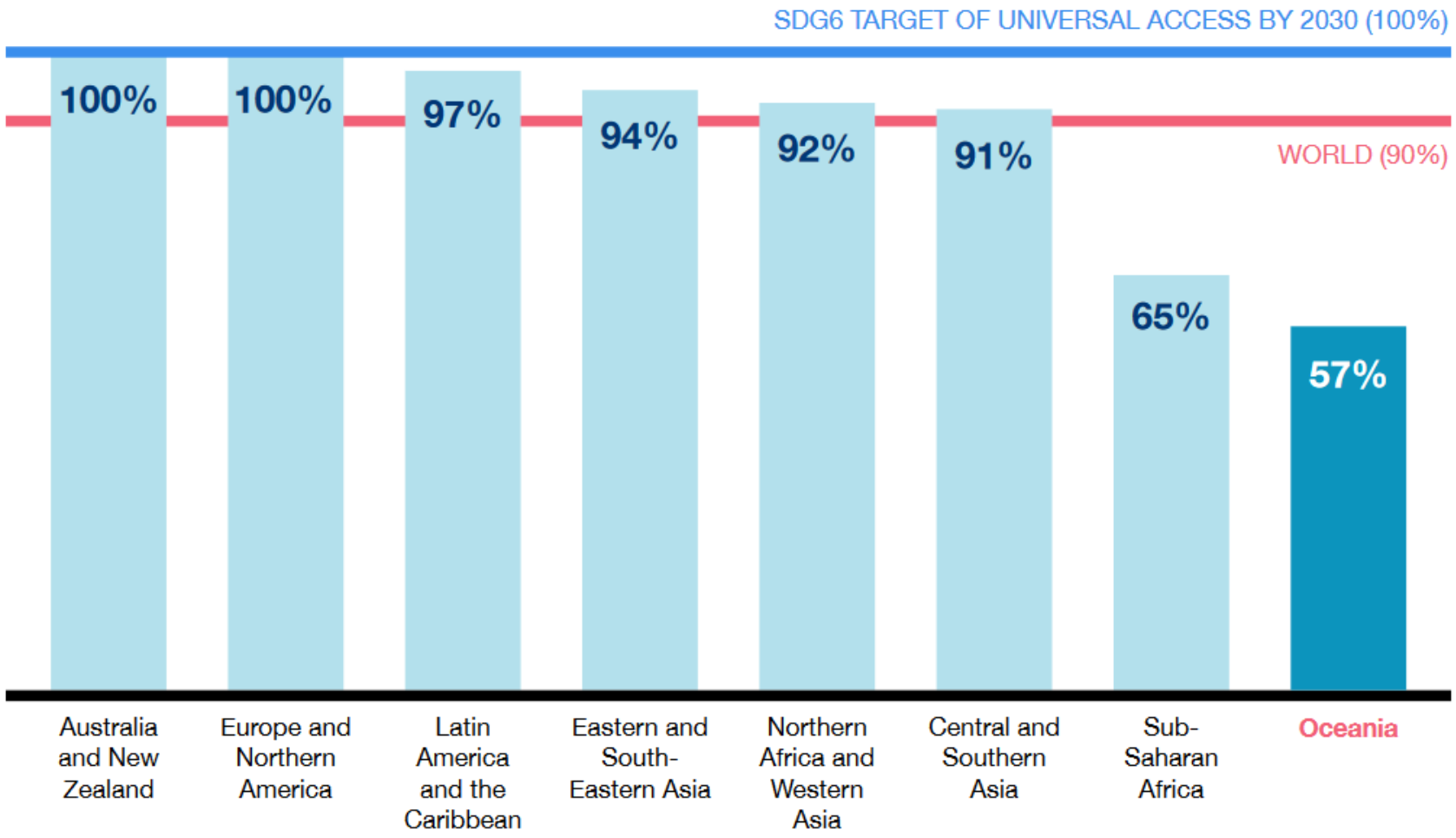

Figure 1: JMP data (2020) show the Pacific as a whole (Oceania sub-region[3], including PNG) lagging behind the world in rates of access to at least basic drinking water facilities. [date source: WHO and UNICEF 2021]

Water and NDCs – Rationale

- more than two thirds live without access to basic sanitation.

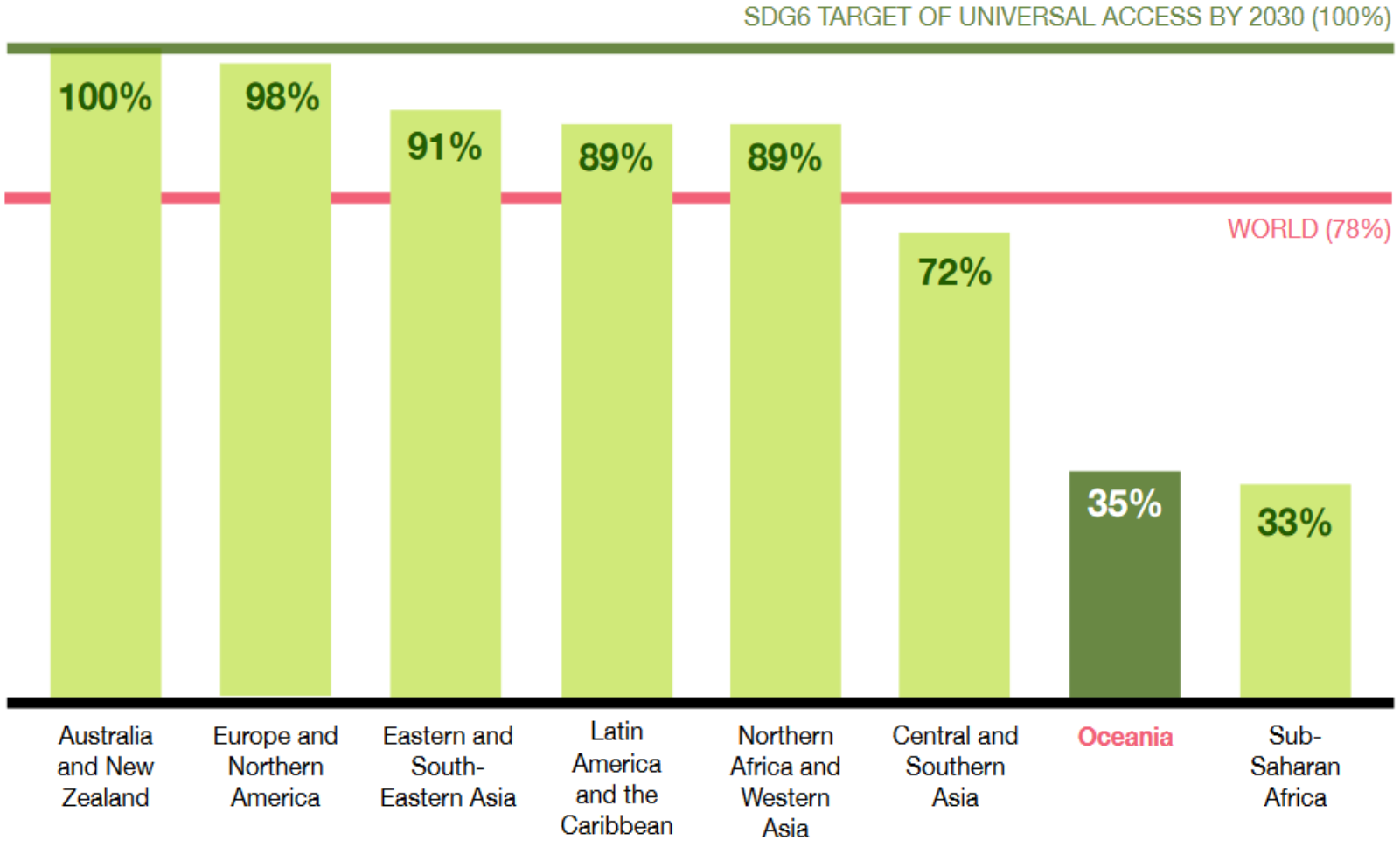

Figure 2: JMP data (2020) show the Pacific as a whole (JMP Oceania sub-region, including PNG) significantly behind other sub-regions in securing access to at least basic sanitation facilities. [data source: WHO and UNICEF 2021]

Water and NDCs – Rationale

- Proximity to the coast
- Impact water availability and sanitation will only worsen

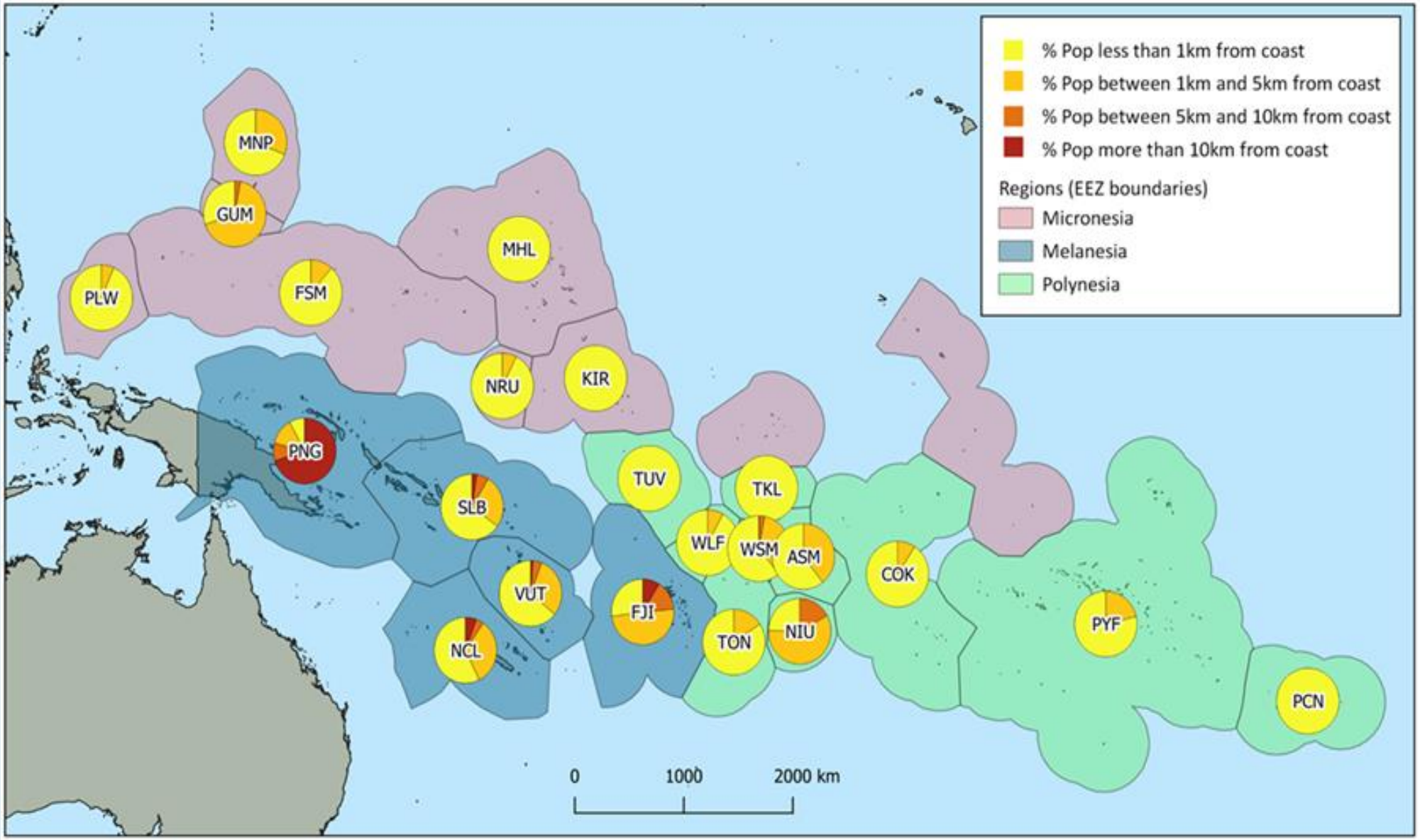

NDCs Status

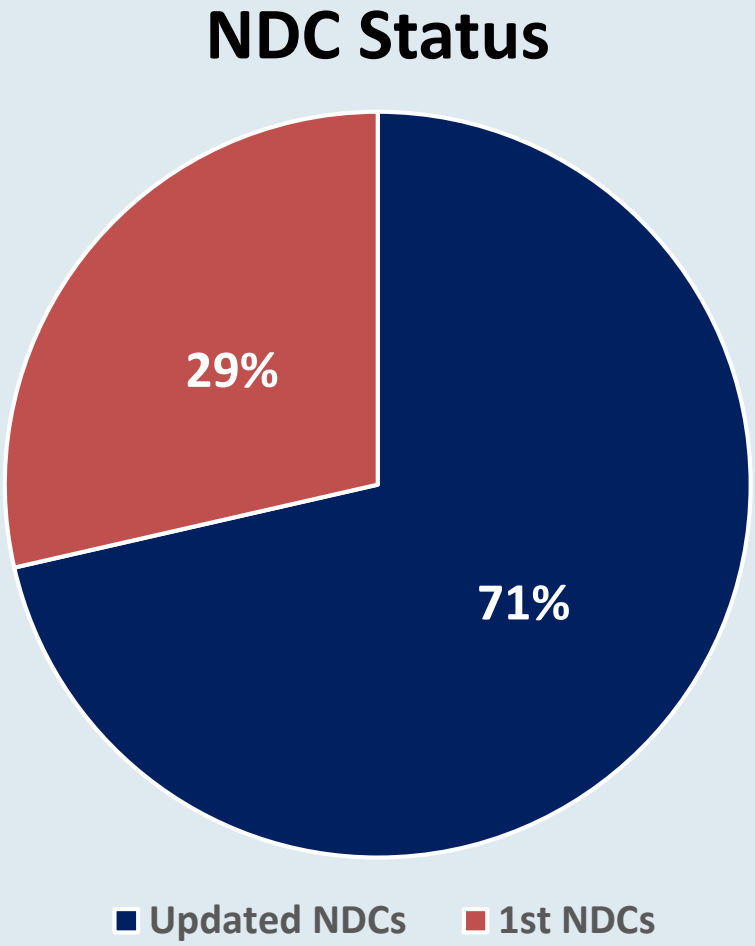

Country	Type	Date Submitted	NDC Type
FSM	Updated Nationally Determined Contribution of the Federated States of Micronesia	17/10/2022	Updated
Cook Islands	Cook Islands First NDC	1/09/2016	1st
Fiji	Fiji First NDC (Updated submission)	31/12/2020	Updated
Kiribati	Kiribati First NDC	21/09/2016	1st
Marshall Islands	Marshall Islands Second NDC (Updated submission)	31/12/2020	Updated
Nauru	Nauru First NDC (Updated submission)	14/10/2021	Updated
Niue	Niue First NDC	28/10/2016	1st
Palau	Palau First NDC	24/04/2016	1st
PNG	Papua New Guinea Second NDC	16/12/2020	Updated
Samoa	Samoa Second NDC	30/07/2021	Updated
Solomon	Solomon Islands First NDC (Updated submission)	19/07/2021	Updated
Tonga	Tonga Second NDC	9/12/2020	Updated
Tuvalu	Updated NDC	1/11/2022	Updated
Vanuatu	Vanuatu NDC Revised and Enhanced	10/08/2022	Updated

Water and NDC Status

PICs NDCs and Water

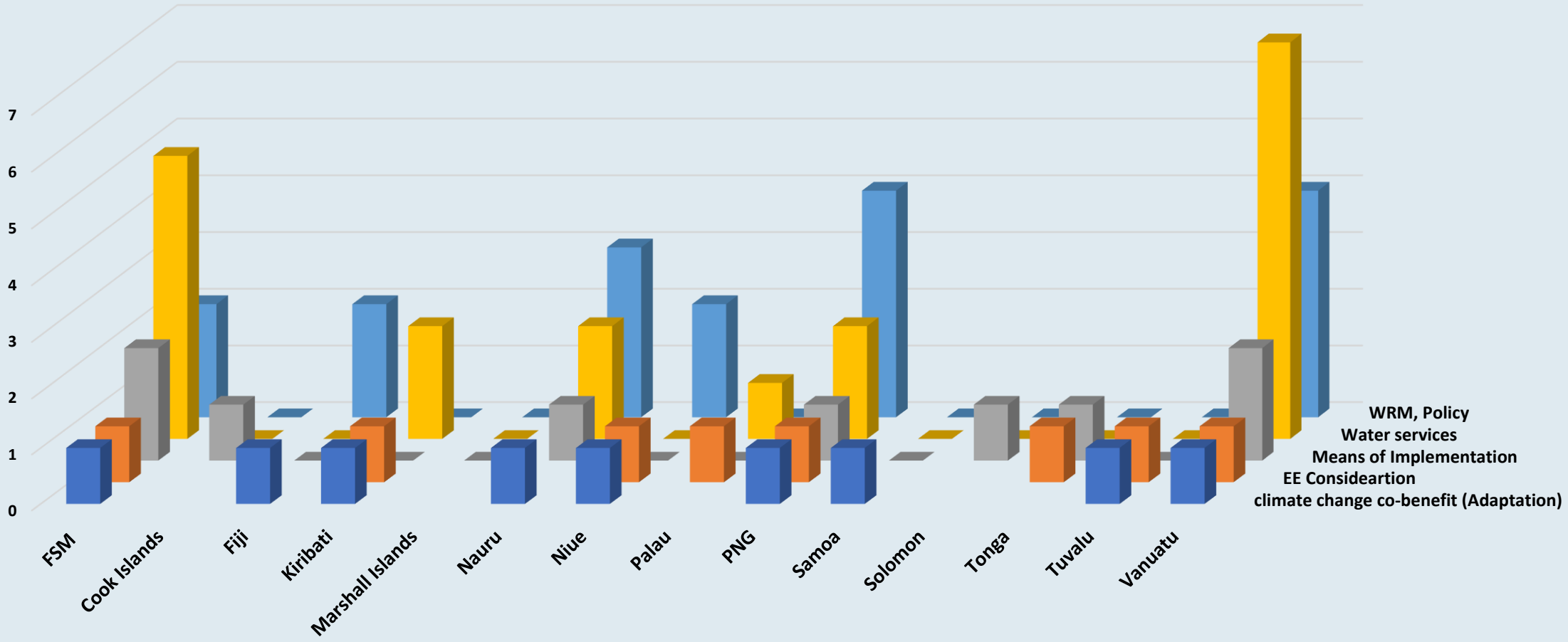

Water and NDC Status

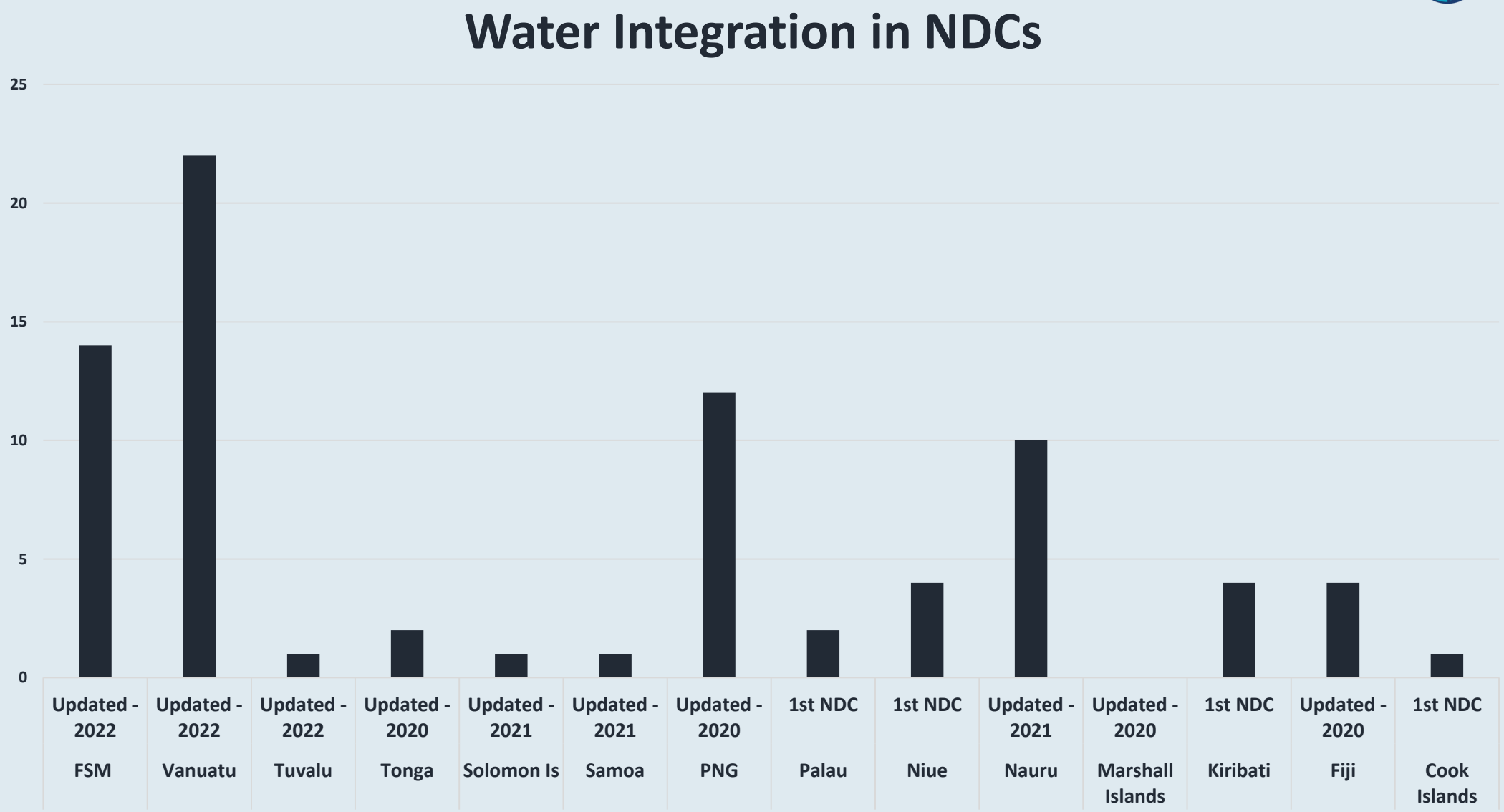

Water and NDC: Status

REGIONAL PACIFIC NDC HUB

Water Integration in PICs Updated NDCs

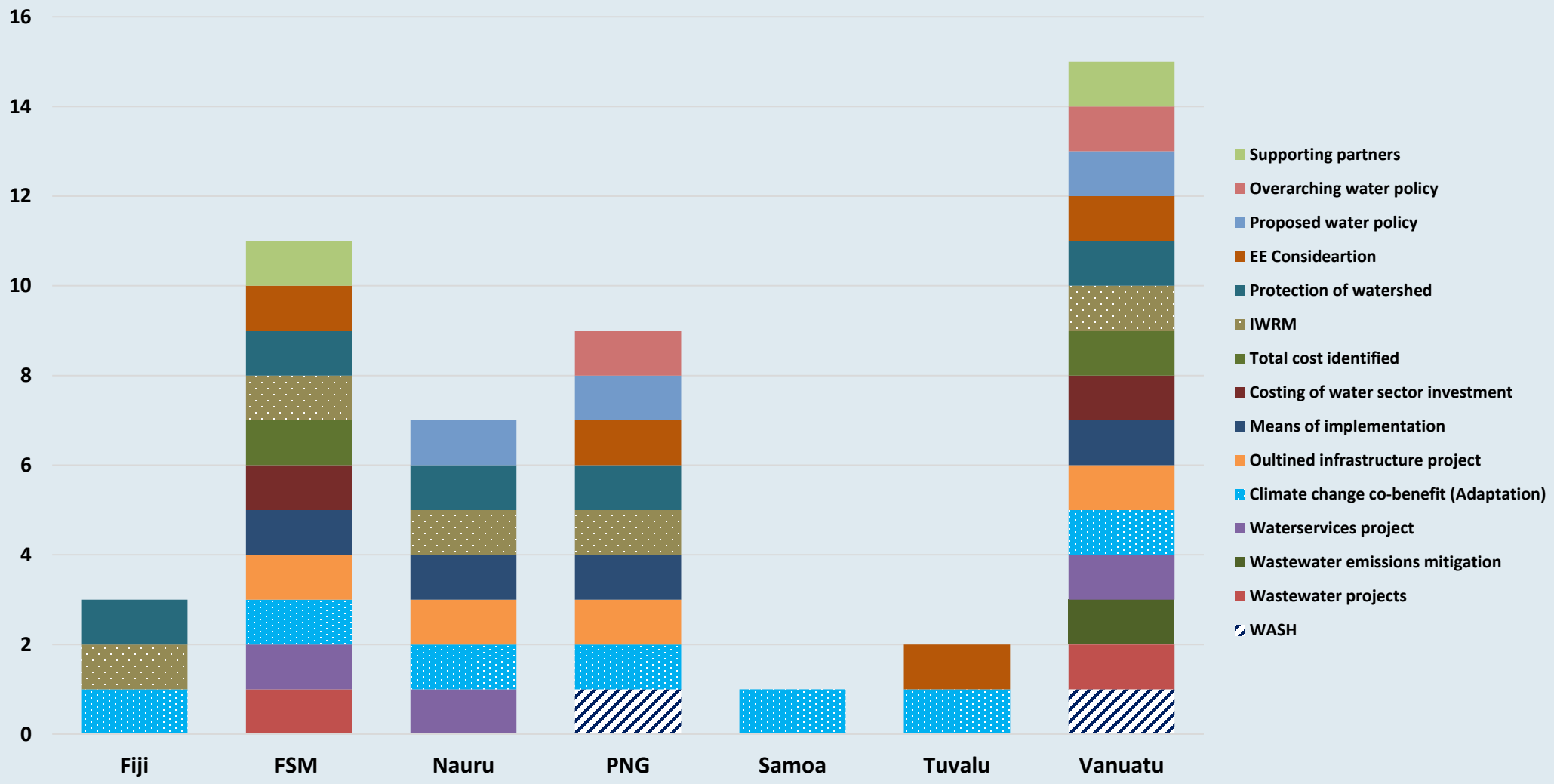

Water and NDCs – status

Water for Adaptation Updated NDCs

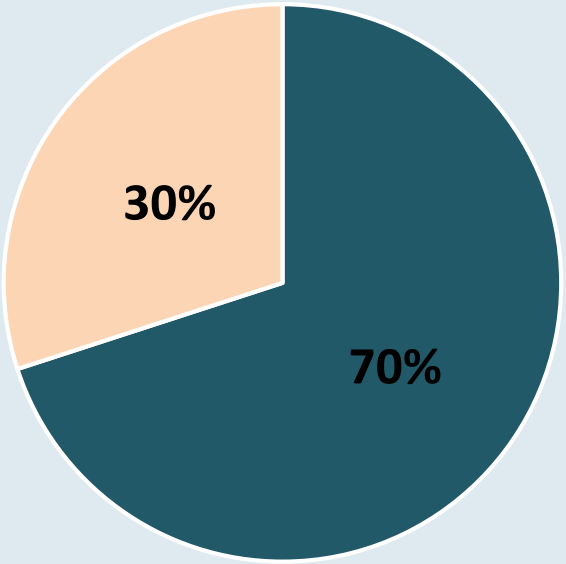

- Water - CC Adaptation
- No reference Water - CC Adaptation

WASH in Updated NDCs

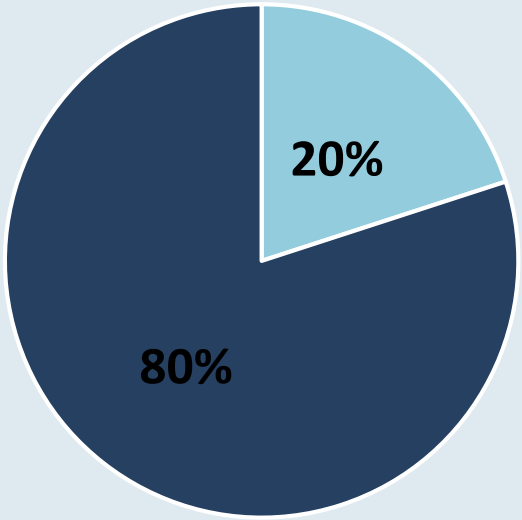

- Reference to WASH
- No reference to WASH

EE Consideration in Water Services Updated NDCs

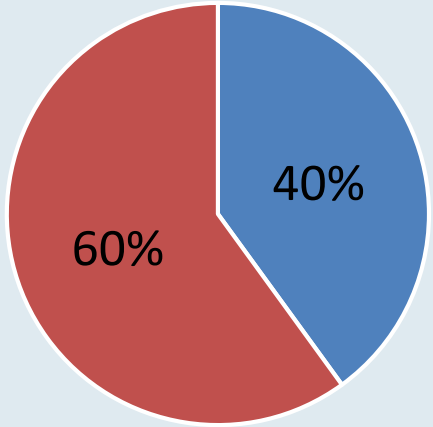

- EE Consideration in Water Services
- No EE consideration

Enhancing NDCs: Opportunities

- PICs have opportunity to integrate water in the next iteration of NDCs
  - Palau, Kiribati and Cook Islands
- “Watering the NDC’s” – recommendations for integration of water
- Develop overarching water sector policy
- Capacity building on integrating water in NDCs
- Guidelines and good practices on developing NDCs and integrating water in NDCs

NDC Analysis – FSM and Vanuatu NDCs

REGIONAL PACIFIC NDC HUB

FSM WATER INFRASTRUCTURE PROJECTS (*amounts in USD*)			
Pohnpei			
Extend Water Distribution System - COM to Diadi	6,380,000	Central Water - Refurbish	
Extend Water Distribution System - Diadi to NMS	2,200,000	Central Water - Replace W	
Extend Water Distribution System - KinaKapw to Lehn Diadi	8,000,000	Central Water - Water Ma	
Develop New Surface Water Supply Sources	1,500,000	Central Water - Water Ma	
Develop New Sub-Surface Water Supply Sources	2,000,000	Central Water - Water We	
Improve Water Supply Distribution - Phase 1	8,643,000	Southern Water – Improvements	
Connect Sokehs Island to Kolonia Wastewater Plant	3,000,000	Southern Water - Well Reh	
Improve Existing Wastewater System	2,000,000	Southern Water – Water S	
Improve Water Supply in Outer Islands	2,000,000	Southern Water - Office a	
Kosrae		Central Wastewater - Sew	
Malem Water System Improvements	3,000,000	Central Wastewater - Sew	
Muntunte/Yata Water System Improvements	3,500,000	Central Wastewater - Ren	
Walung Water System Storage Tank & Treatment	1,000,000	Yap Septic Tank Program	
Lelu Water System Improvements	3,148,000		
Lelu/Tofol Wastewater System Improvements	4,000,000	Weno Water Supply Impro	

ADAPTATION PRIORITY AREA: WATER

	Commitment	Sector Policy	Policy Reference	NSDP Reference	SDG Goal Most Relevant	Conditionality (Expressed as %)	Finance Required USD
A38	Vanuatu commits to ensuring that all people have reliable access to safe drinking water.	NSDP M&E Framework	2.2.1	ECO 2.2	6 CLEAN WATER AND SANITATION	95	105,000,000
A39	Vanuatu commits to strengthened climate risk management through mapping water resources (ground, surface, rain) and increase storage, giving priority to rain / ground water for drinking and surface water for agriculture and industry.	National Water Policy	1.7	ECO 2.2	6 CLEAN WATER AND SANITATION	95	5,000,000
A40	Vanuatu commits to improved climate preparedness, response and recovery for the water sector: building on local knowledge to improve the protection of water supplies, strengthen response through improved data management and sharing knowledge to build back better after climate loss and damage events.	National Water Policy	1.7	ECO 2.2	6 CLEAN WATER AND SANITATION	80	3,200,000
A41	Vanuatu commits to protect climate-vulnerable watersheds, catchments and freshwater resources, including community water sources (NSDP ENV 4.2), ensuring the declaration of 6 Water Protection Zones by 2030 (NDC Adaptation Target Wa2 & NSDP SMART Indicator ENV 4.2.1).	NDC Adaptation Targets	Wa2	ENV 4.2	6 CLEAN WATER AND SANITATION	80	8,600,000
A42	Vanuatu commits that 60% of communities in the six provinces have developed drinking Water Safety and Security Plans (DWSSPs).	NDC Adaptation Targets	Wa2	ENV 4.2	6 CLEAN WATER AND SANITATION	70	6,000,000

Thank you.

REGIONAL PACIFIC NDC HUB